

SMITTEBESKYTTELSE PÅ FARME
10 GODE RÅD
PROTECTION AGAINST INFECTION
10 GOOD TIPS



Dansk Pelsdyr Laboratorium
Långagervej 74
2600 Ølstrup

TLF. 43 26 10 00
FAX 43 26 10 10

lab@kopenhagenfur.com
Kopenhagenfur.com

KOPENHAGEN
FUR

ADGANG TIL FARMEN

Alle, som ikke arbejder på farmen, er fremmede. Alle gæster på farmen skal skrives på en besøgsliste. Et skilt med teksten "STOP!" skal placeres tydeligt.

Selve farmen er ren zone og alt andet er uren zone. Overgangen mellem ren og uren zone skal markeres tydeligt. Der skal skiftes tøj og fodtøj, når man går fra den ene zone til den anden zone.



ACCESS TO FARM

Everybody, who do not work on the farm are strangers. The names of all visitors at the farm should be written on a visitors' list. A sign with the text "STOP!" must be placed where it is clearly visible.

The actual farm is clean zone and everything else is unclean zone. The crossing between clean and unclean zone must be clearly marked. Everybody needs to change clothes and shoes when going from one zone to the other.

ADGANG TIL FODERSILOEN

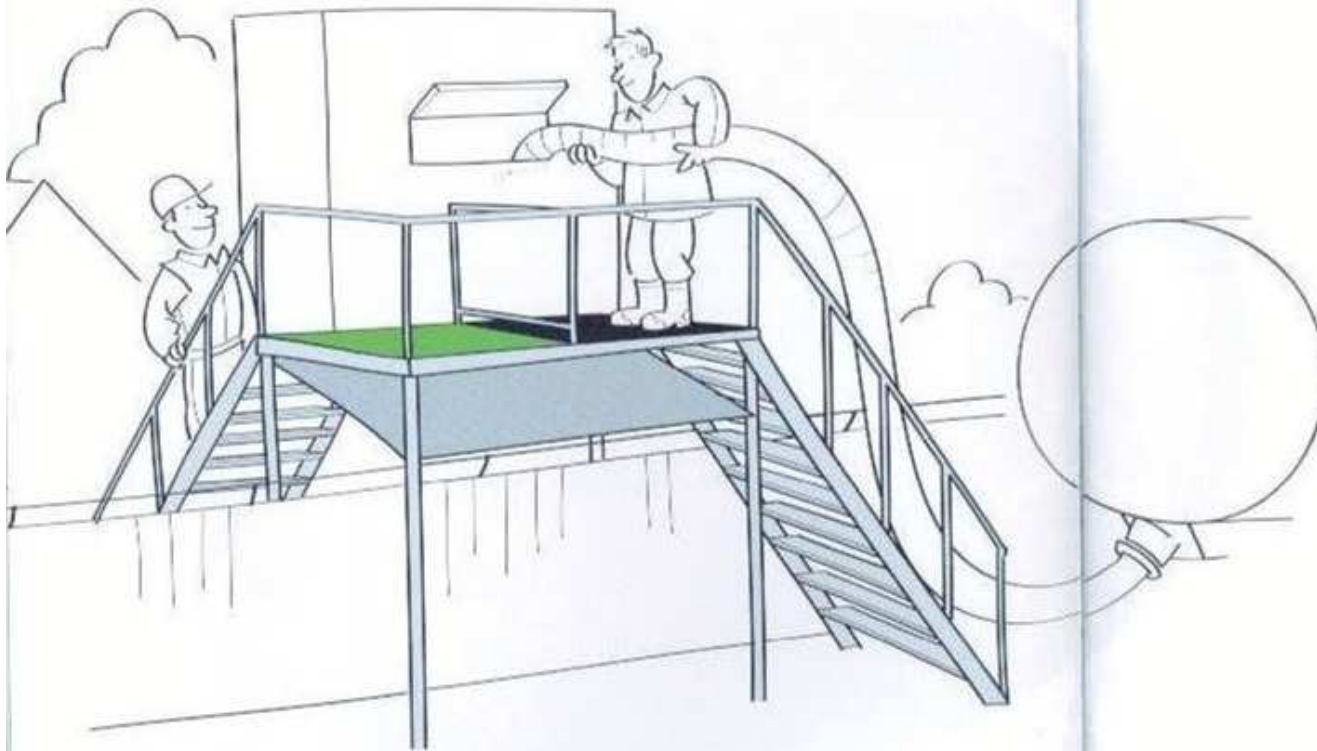
Foderbilen og chaufføren hører til i uren zone. Chaufførens adgang til fodersiloen skal ske ad egen stige i uren zone og med egen platform. Avleren skal ligeledes have egen stige og platform, der er placeret i ren zone. Fodspor fra chaufføren må ikke krydse med fodspor i ren zone.

Fodersiloen skal rengøres og desinficeres hver dag. Fodermaskinen skal også rengøres og desinficeres, før der tages hul på en ny foderlevering. Gammelt foder fra burene skal destrueres. Det må ikke blandes med frisk foder.

ACCESS TO FEED SILO

The feed truck and its driver belong to the unclean zone. There must be a ladder with platform for the driver in unclean zone. The farmer must also have his own ladder and platform located in the clean zone. The driver's footprints must not cross footprints in the clean zone.

The feed silo must be cleaned and disinfected every day. The feed machine must also be cleaned and disinfected before using feed from the new feed supply. Old feed from cages must be destroyed. It must not be mixed with fresh feed.



HEGN

Beplantning omkring farmen må ikke hænge ind over hegnet. Hold en bræmme fri på ydersiden af hegnet, hvor du sår græs. Så er du sikker på at komme rundt om farmen og kan holde bevoksningen væk fra hegnet.

- Lad være med at placere ting op ad hegnet.
- Sæt el-tråd oven på hegnet.


Ved at følge disse råd holder du andre dyr ude af farmen. Dyr udefra kan smitte minkene.

FENCING

Plantation around the farm must not hang in over the fence. Keep a piece of ground free on the outer side of the fence, where you sow grass. Then you're sure that you come around the farm and keep vegetation away from the fence.

- Do not put things up against the fence.
- Install electric wire on the fence.

By following these tips you keep other animals out of the farm. Animals from the outside can infect mink.



OPBEVARING

Plasmacytose kan gemme sig i jorden i årevis. Ting, som har rørt jorden, må ikke bruges på farne. Taber du en handske på jorden, skal den smides ud med det samme eller desinficeres.

Fælder, ketsjere, handsker og lignende må aldrig placeres på jorden. Som minimum skal udstyr til pelsdyrfarme opbevares på paller.

STORAGE

Aleutian disease can hide in the soil for years. Things that have touched the ground must not be used at the farm. If you drop a glove on the ground it must be discarded immediately.

Traps, nets, gloves and the like must never be placed on the ground. As a minimum, equipment for fur farms is to be stored on pallets.



UNDSLUPNE MINK

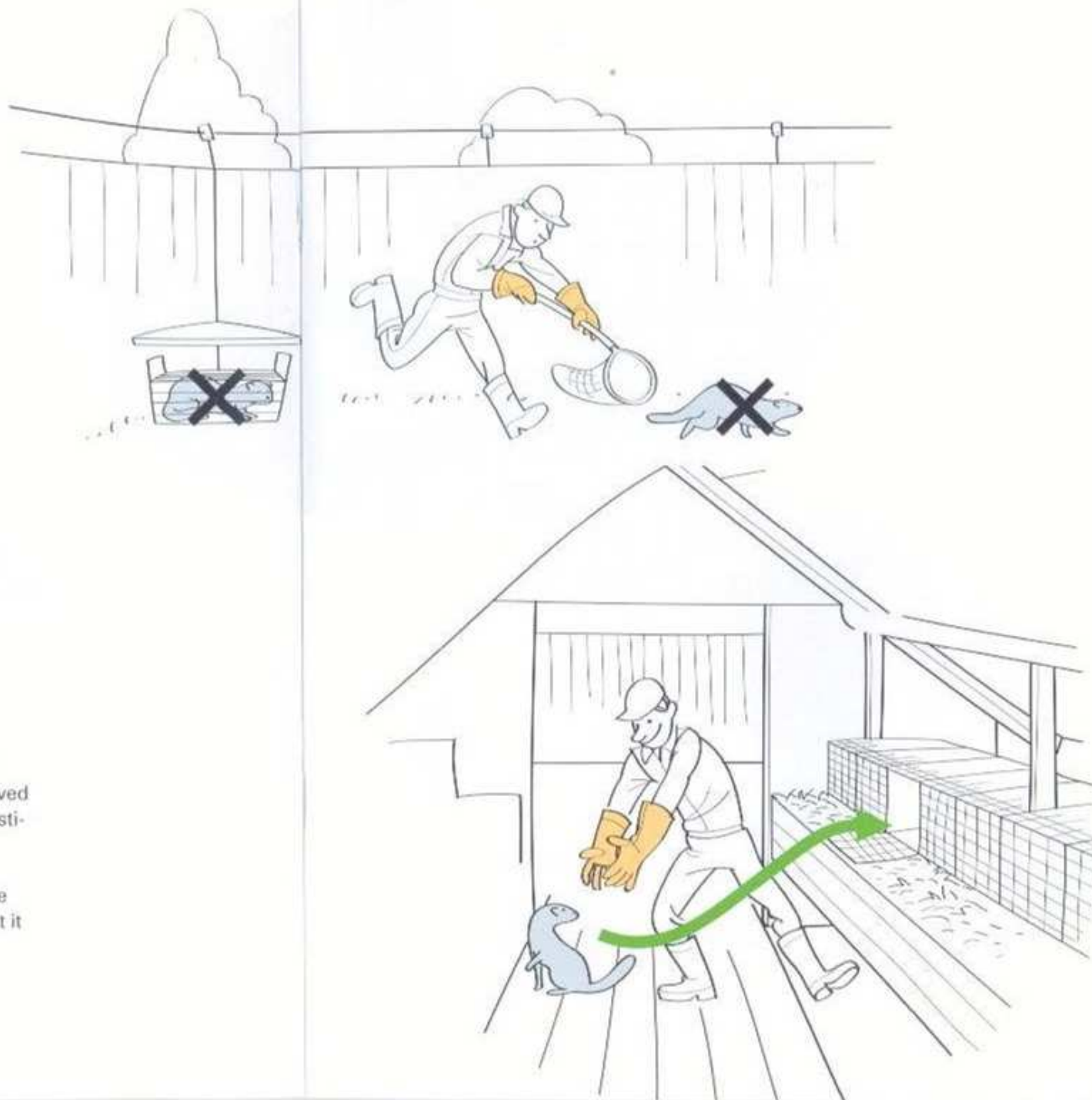
Mink, som har løbet rundt på farmen, skal øjeblikkeligt fjernes fra farmen og aflives. De udgør en risiko for at udbrede smitte.

Du må kun putte en undsluppen mink tilbage i buret, hvis du har set den slippe fri, og du har fanget den med det samme.

ESCAPED MINK

Mink, who have been out of the cage and have been running around the ground must be removed from the farm immediately and killed. They constitute a risk of spreading infection.

You may only put an escaped mink back into the cage, if you've seen it escape and you've caught it immediately.

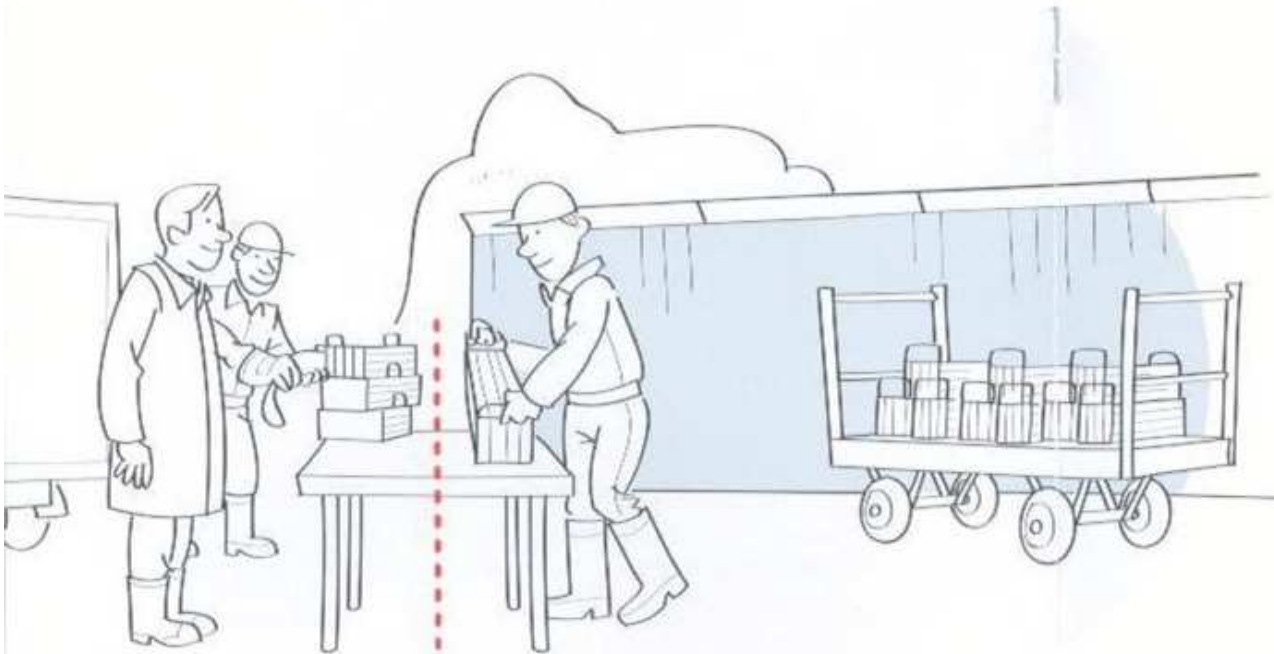


KØB OG SALG AF MINK

En køber af mink må aldrig tage eget udstyr eller bil ind på sælgerens rene zone. Det omvendte gælder, hvis sælger leverer minkene.

Sælger indfanger de solgte mink i fælder. Sælger tager fælderne med uden for farmens rene zone, hvor køberen står klar med transportkasser. Sælgers og købers fodspor må ikke krydse hinanden.

Efter transporten skal transportkasserne rengøres og desinficeres.



BUYING AND SELLING OF MINK

Buyers of mink must never take their own equipment or car into the seller's clean zone. The reverse applies if the seller delivers the mink.

The seller catches the sold mink in traps. Seller carries the traps outside the farm's clean zone where the buyer is waiting with transport boxes. Seller's and buyer's footsteps must not cross.

After the transport, the transport boxes must be cleaned and disinfected.

GØDNING

Fast gødning opbevares på en møddingsplads. Den skal overdækkes med plastic for at undgå spredning af smitte.

Gylle opbevares i gylletanke. Tanken skal som minimum have et flydelag. Den bedste beskyttelse mod spredning af smitte er overdækning med en teltduk.


Der skal være én adgang til gødningen/gyllen fra farmen og en anden adgang for afhentning af gødningen/gyllen. Tilkørselsområdet desinficeres jævnligt med hydratkalk.

MANURE

Manure must be kept in dung yards. The manure must be covered with plastic to prevent the spread of infection.

Slurry is to be stored in slurry tanks. As a minimum, the tank must be equipped with a floating cover. Covering the tank with a tent canvas is the best protection against the spread of infection.

There must be one access to the manure/slurry from the farm and a second access for removal of manure/slurry. The access area is to be disinfected regularly with hydrated lime.





BLODPRØVER OG VACCINATION

Når der tages blodprøver aftørres saksen hver gang, den har været brugt.

Ved vaccination bør skiftes kanylen mellem hvert stik. Man kan vælge at skifte kanylen knap så ofte, hvis man inddeler farmen i mindre sektioner, for eksempel efter spær, så man systematisk skifter kanylen. På den led undgås risikoen for omfattende spredning af smitte på farmen.

Når dyrene er vaccinerede, skal sprøjte med diverse tilbehør rengøres og desinficeres.

Fælder, handsker og hvad man ellers har brugt skal rengøres og desinficeres efter endt brug.

BLOOD TESTS AND VACCINATION

When taking blood samples the scissors are to be wiped every time they have been used.

The vaccination needle should be changed after each vaccination. You can choose to change the needle less often if you divide the farm into smaller sections, for example after the rafters, so that you systematically change the needle. In this way you avoid the risk of extensive spread of infection at the farm.

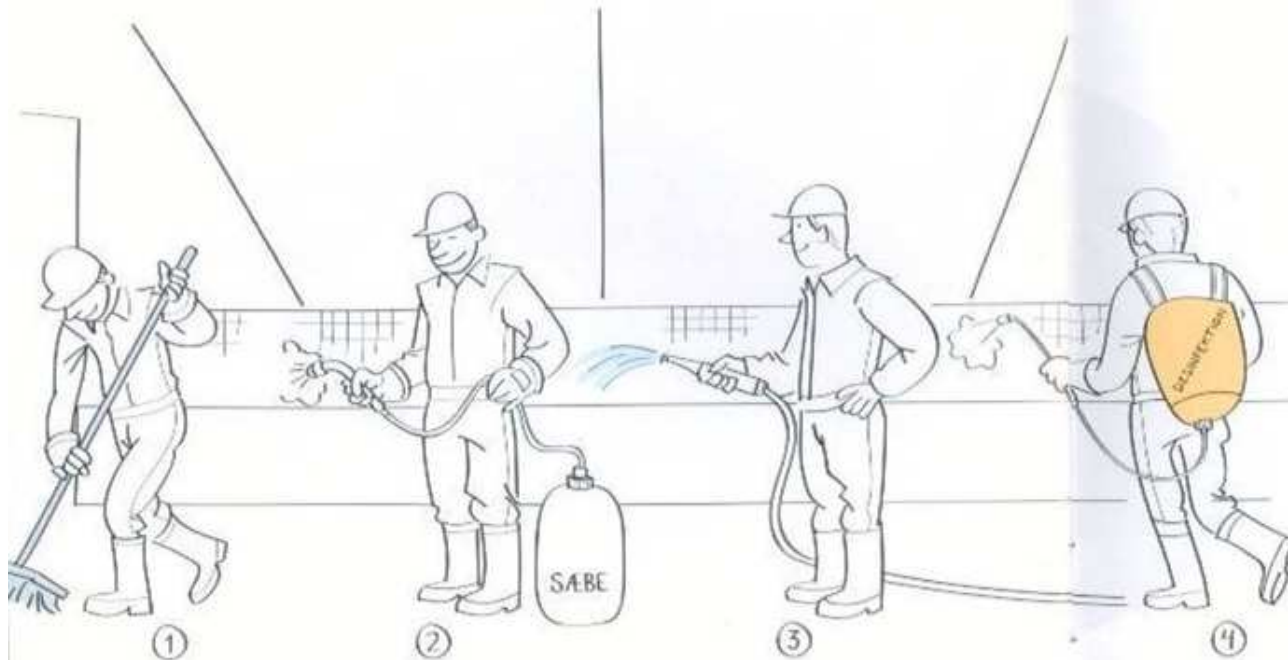
When the animals have been vaccinated, the syringe with various accessories is to be cleaned and disinfected.

Traps, gloves and what else you have used must be cleaned and disinfected after use.

RENGØRING OG DESINFEKTION

Farmen bør holdes pæn, ryddelig og ren.

En gang om året gøres farmen grundigt ren og desinficeres. Først afbrændes uld på bure og redekasser. Dernæst sæbes bure og redekasser ind med højtryksrensere eller sæbedispensere. Sæben skylles væk med vand og til sidst desinficeres farmen.



CLEANING AND DISINFECTION

The farm must be kept neat, tidy and clean.

Once a year you must thoroughly clean and disinfect the farm. First you burn the wool on cages and nest boxes. Subsequently cages and nest boxes are to be soaped with a high pressure cleaner or soap dispenser. Wash the soap away with water. Finally the farm is to be disinfected.

PELSNING

Kroppe udgør en meget stor risiko for spredning af smitte. Kroppene opbevares i en container, som skal være helt tæt. Containeren skal overdækkes.

Området omkring containeren desinficeres med hydratkalk. Adgangsvejen til containeren må ikke krydses af adgangsvejen til farmen.

Brugt savsmuld fra pelseriet skal opbevares i lukkede beholdere. Savsmuld udgør en meget stor risiko for spredning af smitte.

PELTING

Carcasses represent a very high risk of spreading infection. Carcasses are to be kept in a container, which must be completely tight. The container is to be covered.

The area around the container is to be disinfected with hydrated lime. The access road to the container must not cross the access road to the farm.

Used sawdust from the pelting station/room must be stored in sealed containers. Sawdust is a very high risk of spreading infection.



